



Virtual Classroom for Online Education

*Deliver engaging teaching and learning experiences to
anyone, anytime, anywhere*

WizIQ Virtual Classroom solution offers the following advantages:

- ✓ Teach courses live and online in our virtual classroom
- ✓ Join our vast networks of teachers and learners for free
- ✓ Integrate the WizIQ Virtual Classroom with your website, LMS or CMS

Benefits of using WizIQ Virtual Classroom are:

No downloads; easy to use for any number of attendees	1
Text chat for easy and effective communication	2
Live audio and video communication for best results	3
Whiteboard tools built into WizIQ to write or draw anything	4
Multilingual support in four languages – more coming soon!	5
Intuitive controls to moderate class	6
Conduct high-impact presentations	7
Share anything from inside the virtual classroom	8
Share desktop screen from inside the virtual classroom	9
Content library – A repository of your content on WizIQ	10
Breakout room for group assignments - coming soon!	11
Co-brand a virtual classroom with your corporate logo	12
Use inside Moodle, any other LMS or integrate with your website	13
Record your class - while transforming learning	14
See attendee list inside the virtual classroom - maintain records with a report	15
Get instant feedback with polls	16
Get the best out of social media	17
We'd love to help you - Product support	18
Getting started is easy!	18

No downloads; easy to use for any number of attendees

Works in your browser using Flash, offering a browser-like tabbed interface and MS Office-like keyboard shortcuts



Available from the web

WizIQ offers a simple user interface which lets you focus on teaching - not the technology. Our easy-to-use tool works on any operating system and requires no software installation or changes in your users' systems or training. Simply log in to start. However, a WizIQ training team is available to provide assistance to teachers and students, if desired.

Familiar menu and shortcuts

To save you time and energy, we've kept our menus and shortcuts as simple as possible. You'll find familiar menus such as File, Edit, Settings, and so on, and common shortcuts such as Ctrl+C (Copy), Ctrl+X (Cut), and Ctrl+V (Paste).



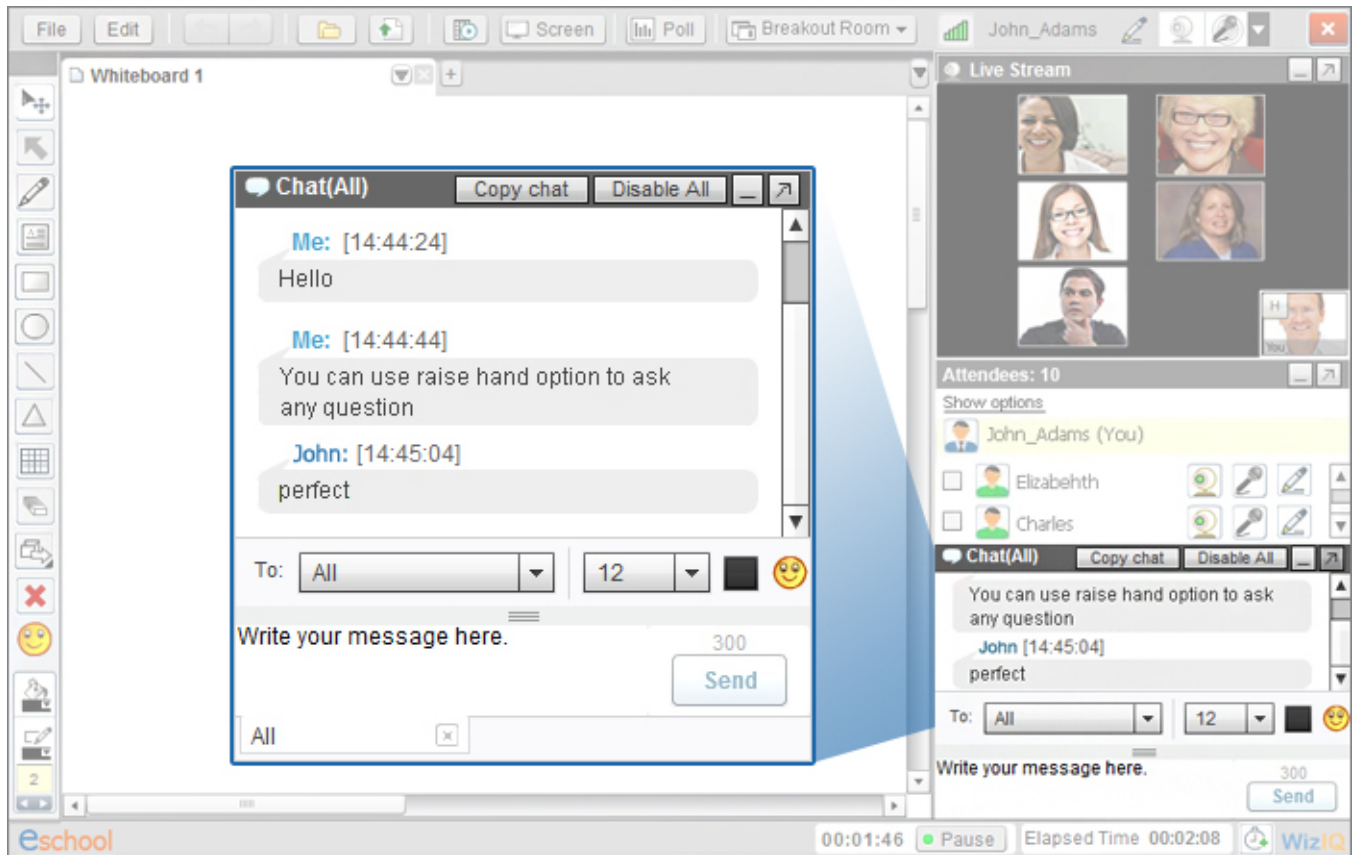
WizIQ is incredible. Running snow-day student meetings via <http://www.wiziq.com>. Wow! I'm really impressed.

Shelly Blake-Plock



Text chat for easy and effective communication

Real time communication - private chat, group chat, emoticons, font colors



Effective communication – one-on-one or in a group

Text-chat with your students right in the online classroom software for effective real-time communication. What's more, give them personal attention with one-on-one chat or chat in a group. Chat in the language your students best understand.

Use emoticons and different colors in chat box

Make your interaction informal and help students feel at ease by using emoticons in the class. With different fonts and colors distinguish speakers, topics, or contexts in the chat room. You'll never miss a single detail in the class.

“ No annoying downloads and WizIQ's Flash-based learning environment works on any web browser and on any operating system.

Zaid Ali Alsagoff

”

Live audio and video communication for best results

6 live video streams, echo cancellation and full screen video



Live video streams for upto 6 people and hands free with echo cancellation

Connect to video and audio in virtual classroom with complete echo cancellation – no more headsets. No echo even with speakers! WizIQ allows live video streams for up to 6 people via VoIP and audio communication for multiple people simultaneously. No server delays or latency issues, with advanced P2P technology - experience steadfast real-time collaboration.

Full screen video and control audio/video for all attendees

Full-screen video is available with a click for easy viewing on a variety of screen sizes. Full-screen mode enlarges a video to fill your entire computer screen, making it more realistic and life-like - like you're there in person. Presenters can pass the microphone or webcam around with a single click and adjust video quality to optimize bandwidth. All with no cumbersome downloads needed.

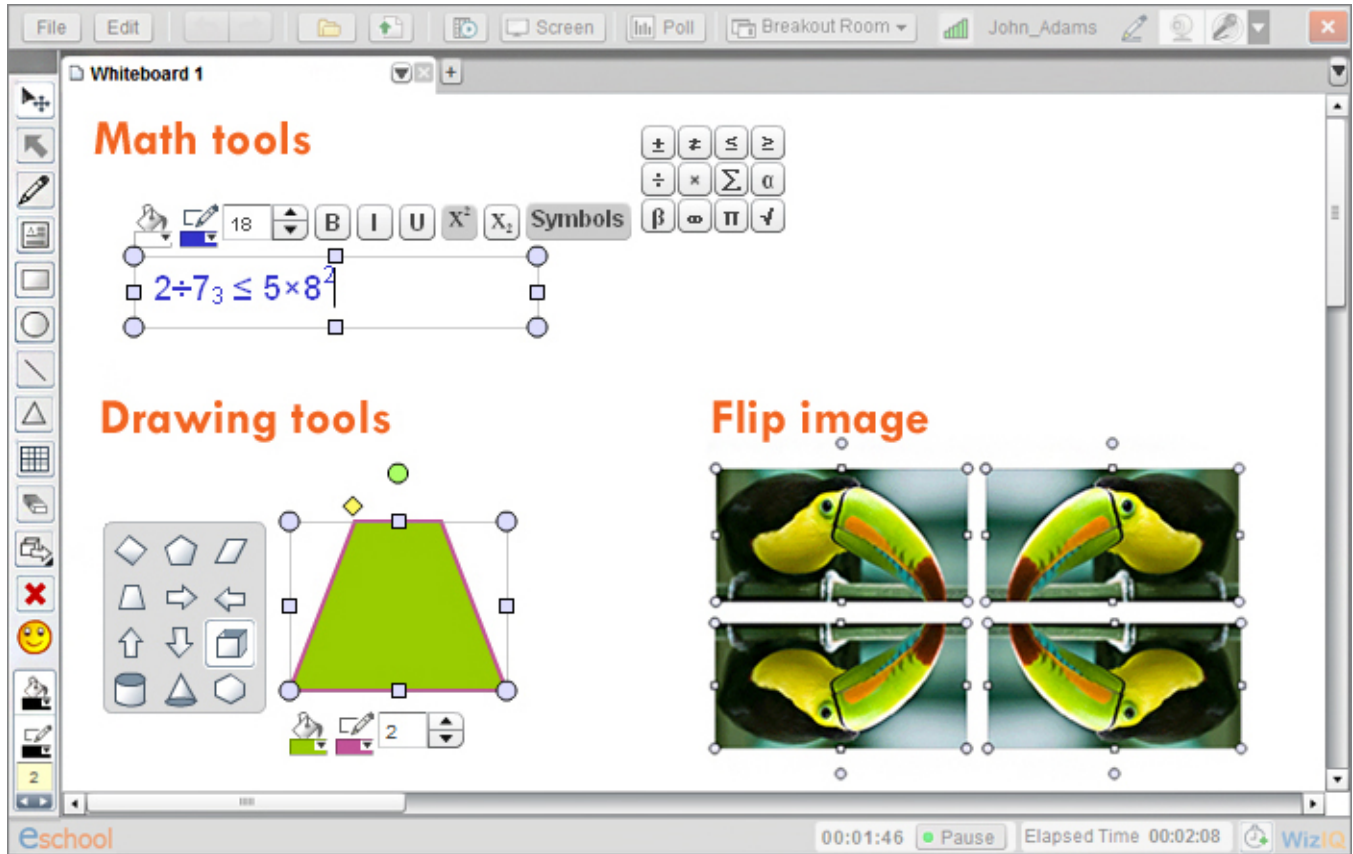
“WizIQ could be a great tool for teaching ESOL online, particularly adults. I am also excited about using it for virtual team meeting.

Stephen Corbett

”

Whiteboard tools to write or draw anything

One-stop-shop for all your teaching resources - drawing tool, math tool, group/ungroup objects, and tabs for multiple whiteboards.



In the WizIQ Virtual Classroom, the whiteboard consumes the largest portion of screen real estate. There you can:

- Project slides, play PowerPoint presentations, and share document files by uploading them from the content library or your computer.
- Play videos by selecting from the media library, or pasting the YouTube URL directly.
- Write on the whiteboard using multiple tools, ranging from multilingual text, to math with formulas, shapes or diagrams, and more.

Treat your whiteboard as a virtual flip chart, where you can give students the writing controls so they can brainstorm. Instead of tearing off the full sheet when you're finished, you can save it for reference later, and start with another blank whiteboard. Even better, using browser-like tabs, you can have multiple whiteboards in use without having to erase anything.



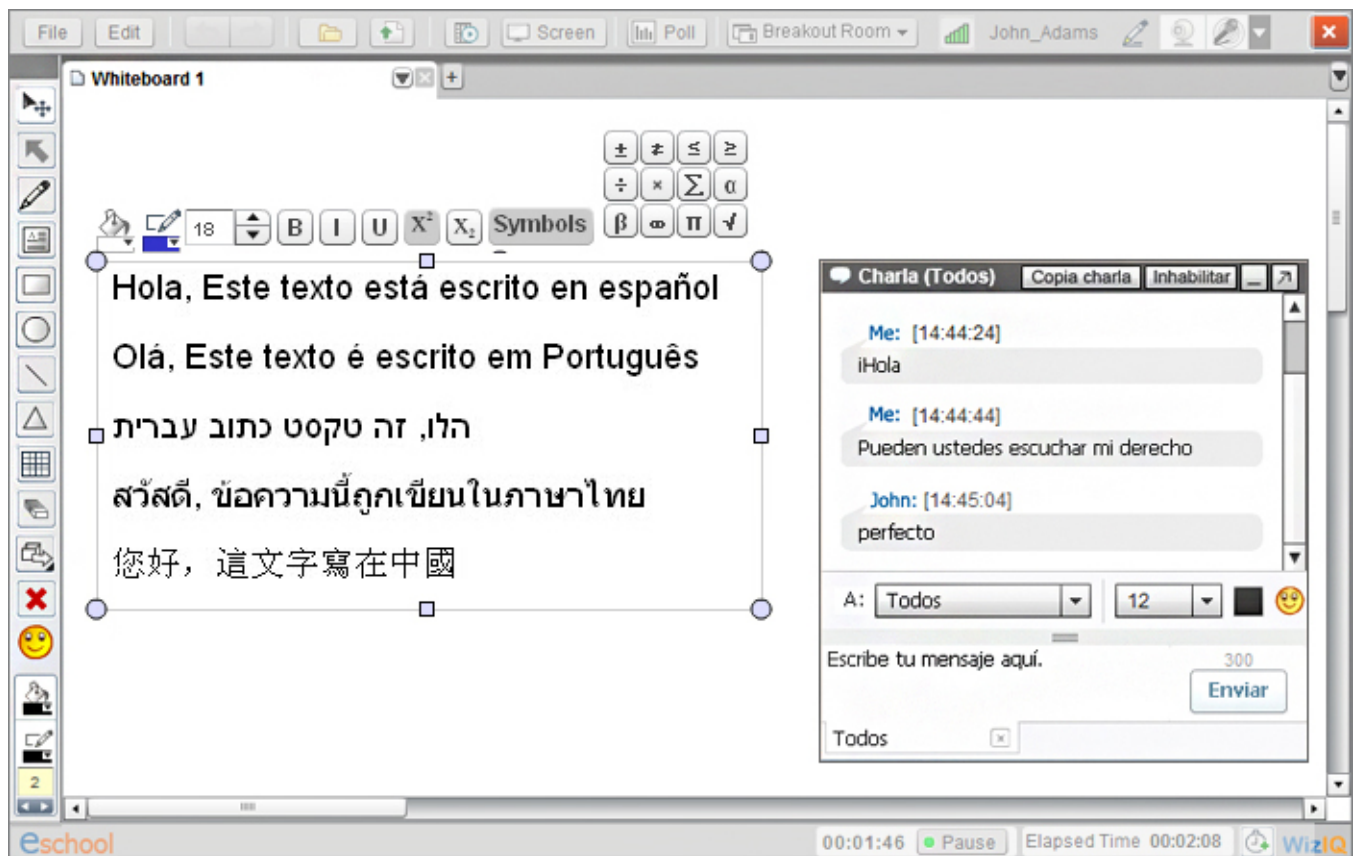
I can now realize my idea to teach online not just in Europe but around the World and in my German language.

Karin Jahn



Multilingual support in four languages – more coming soon!

Interface available in English, Spanish, Portuguese, and Hebrew. More coming soon!

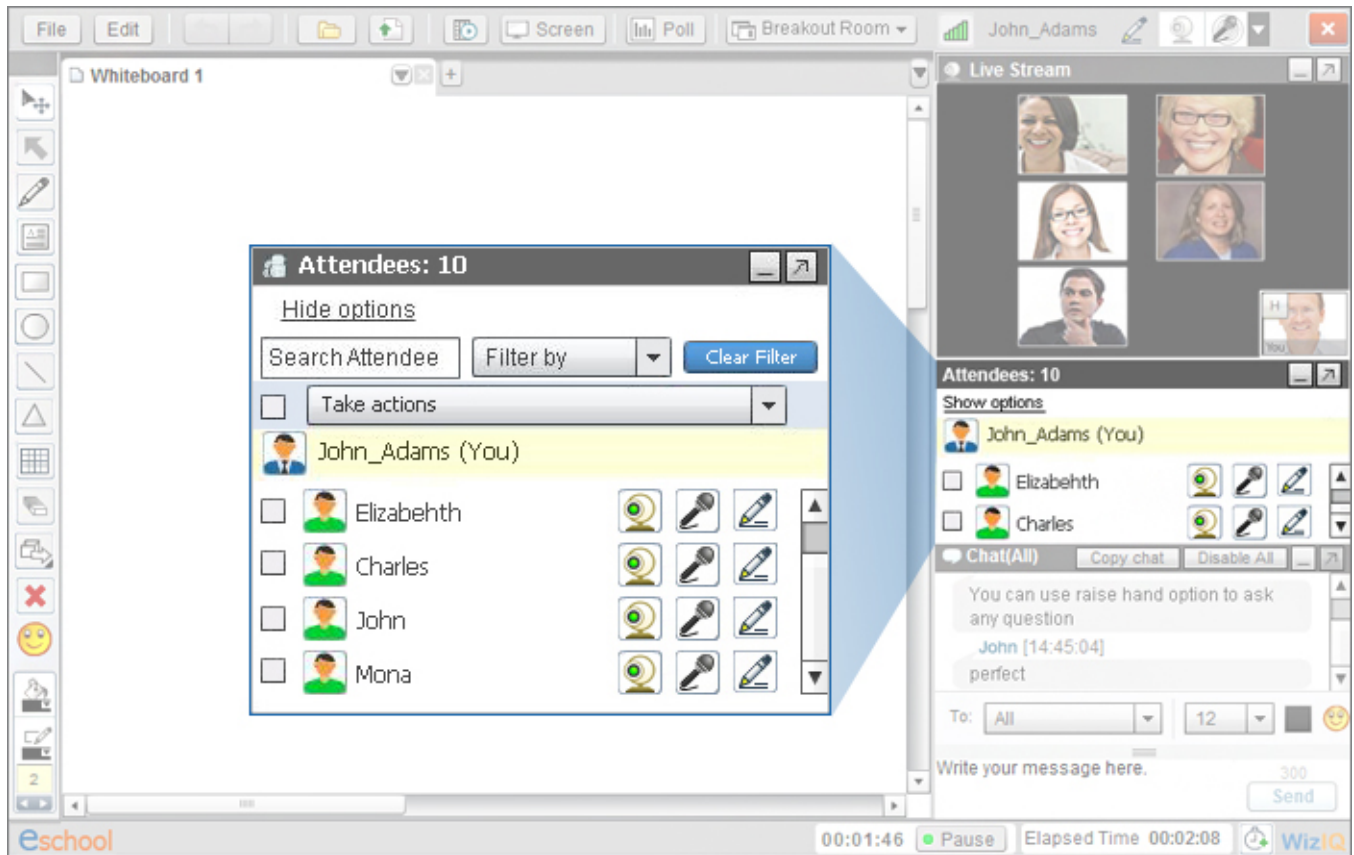


At last, multilingual support makes it possible to learn a new language in the WizIQ Virtual Classroom, or use another language to teach a subject. We provide multilingual writing tools and multilingual text chat support for English, Spanish, Portuguese and Hebrew.

“Five continents collaborating via a new free tool. That is amazing. The potential of this tool is greater than my coffee deprived mind can fathom.”
Ms Duff

Intuitive controls to moderate your class

Allow attendees to use the microphone, webcam, and write on the whiteboard, or let them simply watch the lecture.



Filter and transfer controls with a single click

To keep down chatter and distractions, you can filter students by devices accessible to them and controls. For example, you can filter students with video, without video, with audio, without audio, with writing, without writing, raised hand, blocked attendees, no devices, no audio device and no video device; and accordingly transfer the microphone, webcam, and sharing controls.

Track attendee activity and block students

Track attendee activity in real time and block disruptive students if required. Blocked students can still see the class in-progress, with complete view of the whiteboard, video, and audio, but are blocked from active participation.

“ It looks really promising as a way to hold free online meet ups for classes and discussions. I was very impressed with WizIQ.

Jeff Utecht

”

Conduct high-impact presentations

Play audio and video files instantly, including YouTube videos, and control playback for all attendees



Play presentations on-the-fly

Conduct a high-impact presentation by playing audio and video files in the built-in media player, sharing YouTube videos in the virtual classroom, and even sharing your entire Desktop. The right PowerPoint presentation, complete with animation, can be highly effective in the virtual classroom when explaining a concept.

Navigate using the slide thumbnail, and share presenter notes

To make it easy for your students to follow, share your presenter notes during your presentation, or navigate through the slide thumbnails. Students can get simple, immediate feedback or engage the instructor by raising their virtual hands.

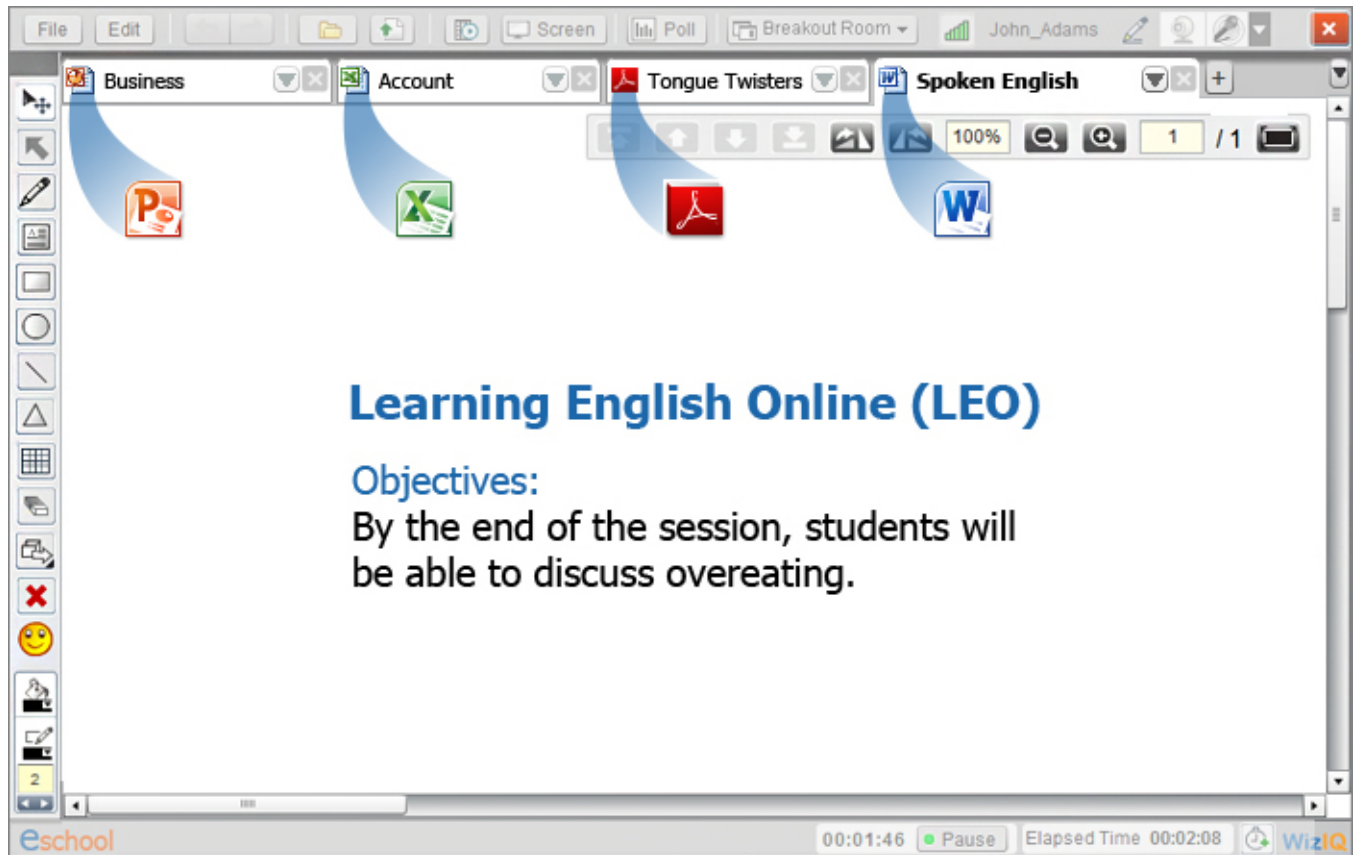
“While the synchronous communication tools in our LMS crash and burn (especially the whiteboard function), WizIQ is stable and great to use.

Maria H. Andersen

”

Share anything from inside the virtual classroom

Document, Desktop, PowerPoint presentation, Audio file, Video file



A single click is all it takes to share PowerPoint presentations, PDFs, Whiteboards, Videos from YouTube, or your entire desktop with remote attendees from right inside the online classroom software. You can upload content before the class or on-the-fly during the class. Content repository stores all your content on WizIQ. For instant access, upload on-the-fly in the virtual classroom.

Now with a new conversion engine, upload PowerPoint presentations on-the-fly fast.

Pass control to attendees so they can share their desktops or annotate yours. It's the perfect solution when you need to switch between different sharing modes without transitions or distractions. Files simply live in the cloud.

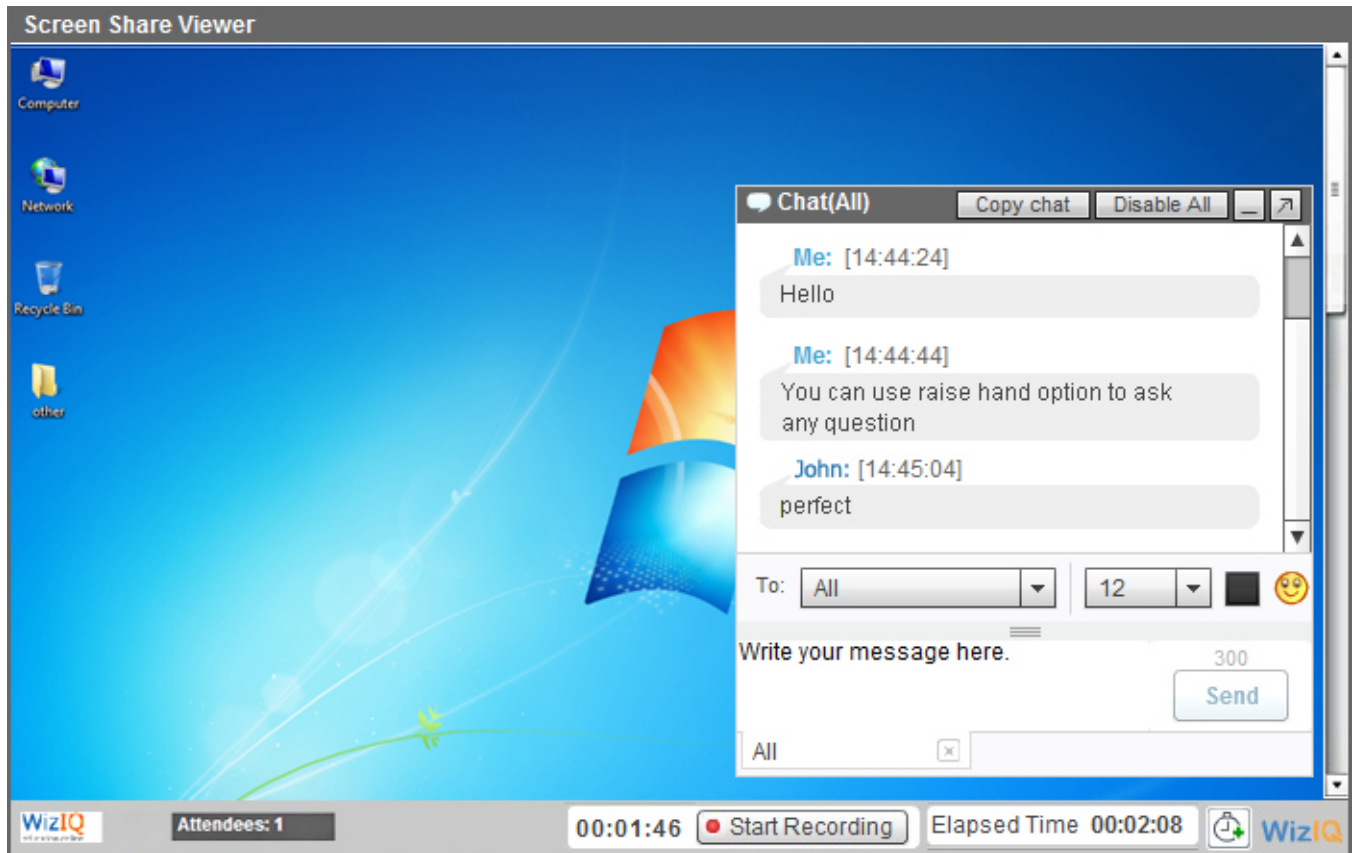
“ I currently use both Wimba and WizIQ but am moving more toward WizIQ due to its architecture. Plus the audio quality is superior.

Craig Jackson

”

Share desktop screen from inside the virtual classroom

Screen sharing is now flash based and runs seamlessly on both Mac and Window.



Java Runtime environment (JRE 1.5 or above) needs to be installed (only) at presenters' end to share their screens. It's a simple-click start and stop function. The students can see you working on the documents, using an application/ software or browsing the Internet. Anything you do goes live in the virtual classroom and gets captured in the class recording too! Students can also share screens in the class if writing control is transferred to them.

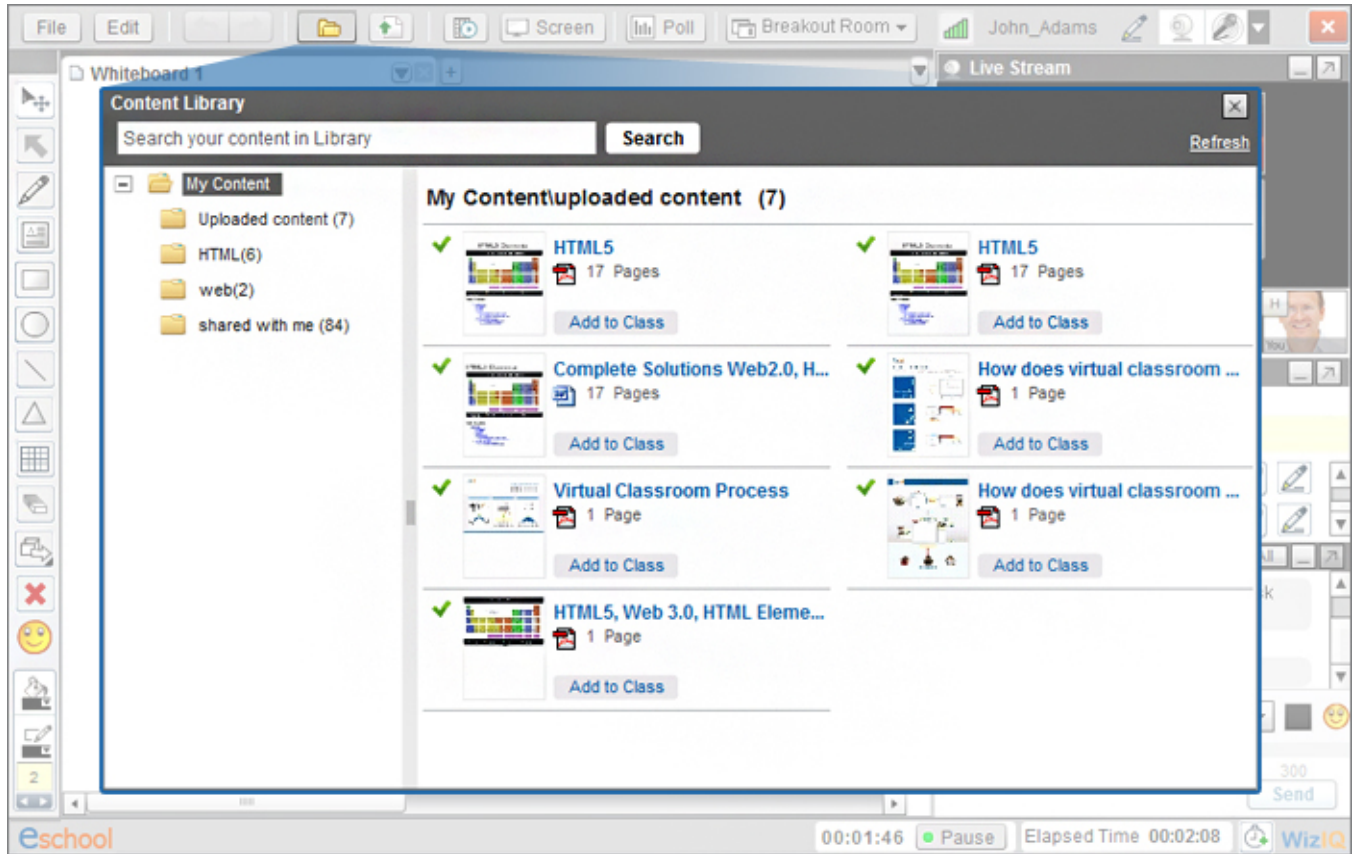
What's more - manage your screen sharing by choosing exactly what you want to share, a specific window, application, or the complete desktop. Screen sharing is now flash based and runs seamlessly on both Mac and Window.

“ I love WizIQ. It has enhanced my teaching abilities in a virtual classroom and my students love it.

Will Edmond

Content library – A repository of your content on WizIQ

Combine a wide range of content – documents, drawings, e-mail, and spreadsheets – in a single portfolio to share with students



Upload files into WizIQ's content repository and share them with your students in the WizIQ Virtual Classroom, your contacts, or even the world. The choice is yours.

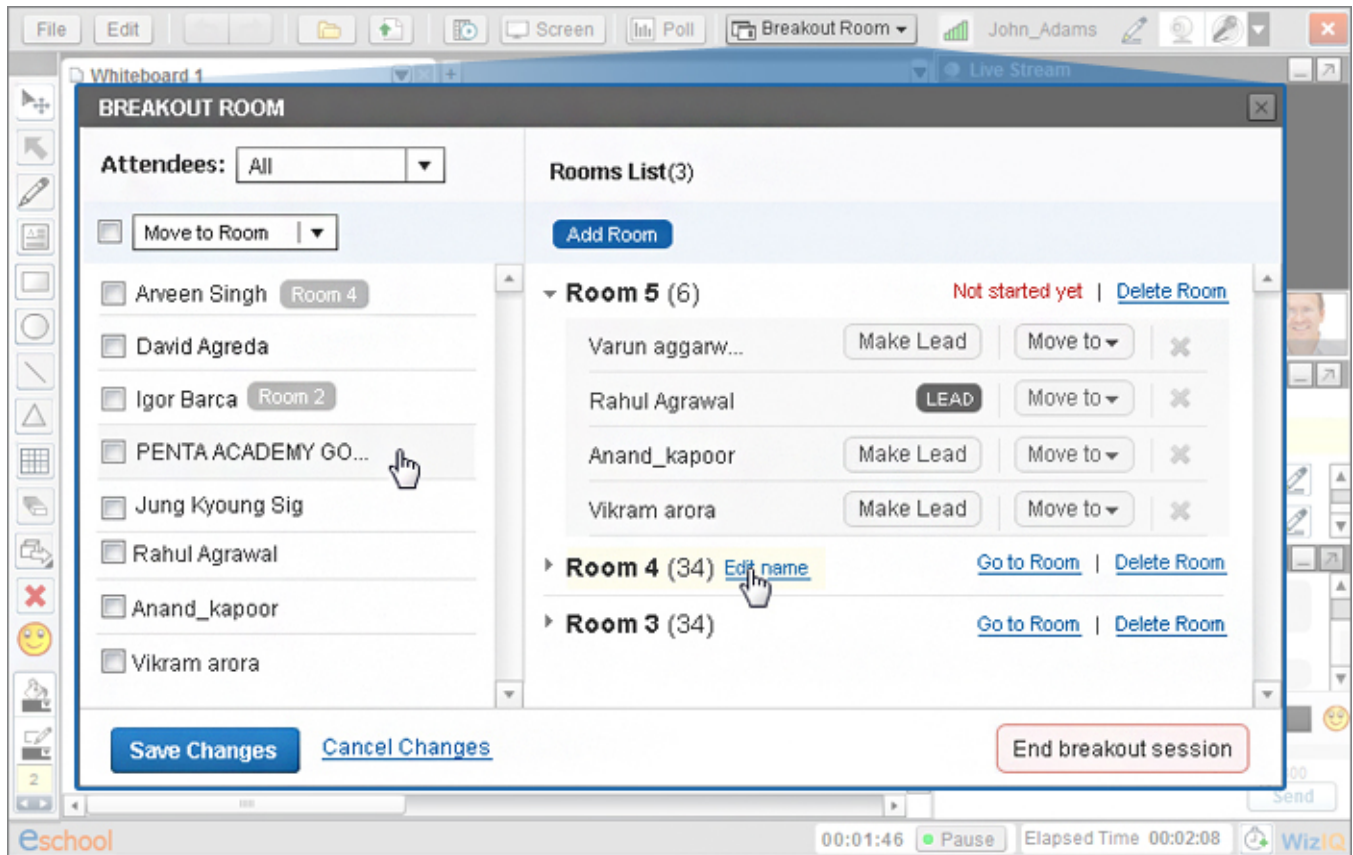
You can upload up to 20 MB file size for each doc-docx, pdf, xls-xlsx, ppt-pptx-pps-ppsx, swf-flv and 50 MB file size for each mov-avi-mpeg-wmv and wav-wma-mp3. You can also embed videos from YouTube, presentations from authorSTREAM, and documents from SlideShare in the content library.

“ I found this great program the other day called WizIQ. It looks really promising as a way to hold free online meet ups for classes and discussions. I am very impressed with WizIQ.

Jeff Utecht

Breakout room for group assignments – coming soon!

Create any number of breakout rooms, move students to different rooms easily



Teachers can create breakout rooms to facilitate small group assignments, discussions or private meetings. Like the main room, breakout rooms have their own live audio and video communication, text chat, whiteboard activity, document sharing, etc.

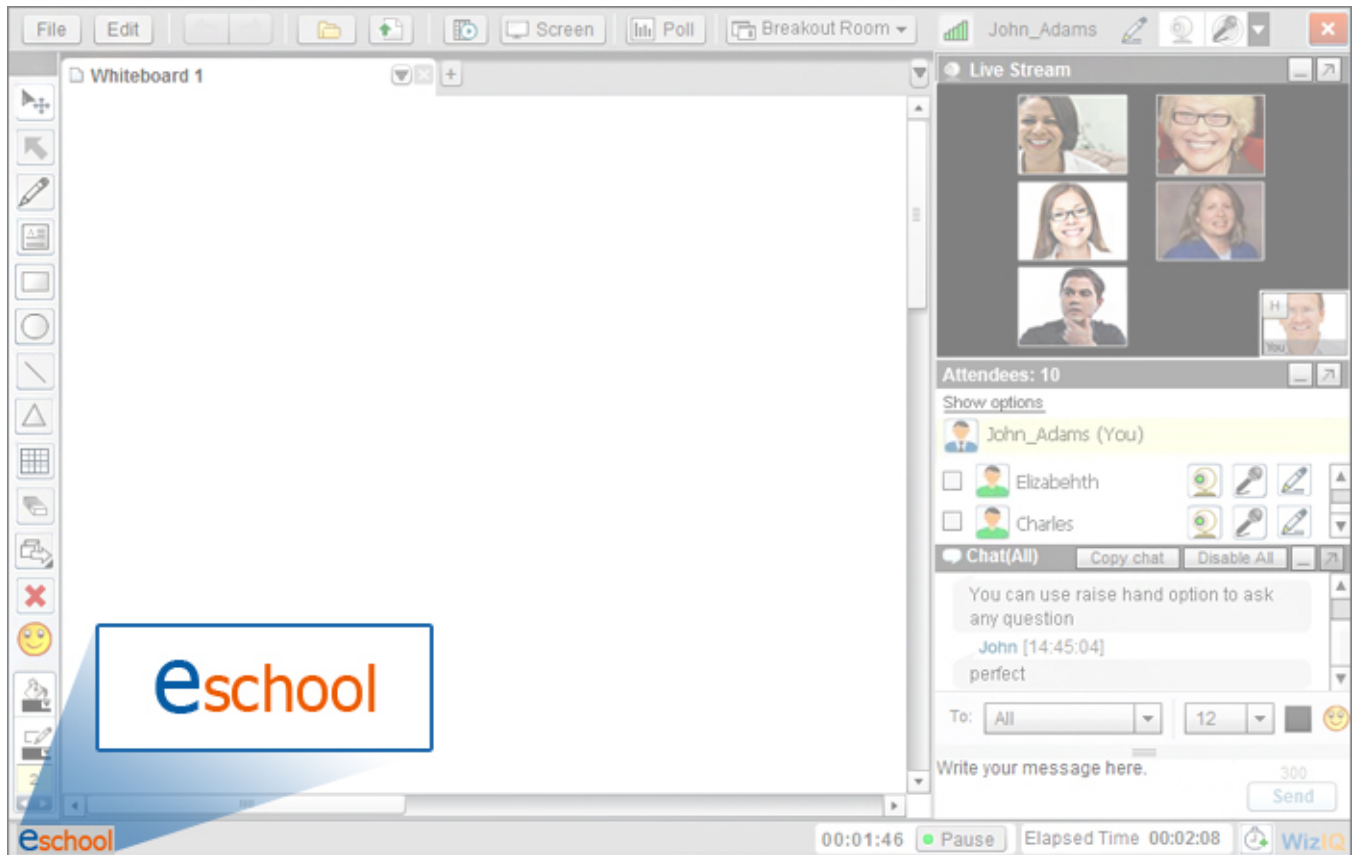
Breakout rooms do not support desktop sharing, media player and poll. Recordings do not capture the activity that happens in the breakout rooms. Teachers can create any number of breakout rooms at any time during a class. Teachers can then move students and content between different breakout rooms and the main room.

“ Catch me on WizIQ <http://www.wiziq.com/professoreyoung> - I am excited to be setting up some online classes, a great new way to teach.

Eric G. Young

Co-brand the virtual classroom with your corporate logo

Show off your own brand in the virtual classroom



With WizIQ you can customize the virtual classroom software with your own logo for branding and give it a personal touch. The default WizIQ logo in the bottom left corner can easily be replaced by a custom logo simply by uploading a graphic.

This way students will relate to you or your organization.

“Forking over \$50 for #WizIQ Premium Account. I’m sure it’ll be worth the investment. I find myself using it more and more.

Leah MacVie

Use inside Moodle, any other LMS or integrate with your website

Plug-in available for Moodle or you can integrate with your own website using our APIs

The screenshot shows the login interface for Integrating Technology. At the top, there's a navigation bar with links like 'About us', 'Programs', 'Donations', 'Resources', and 'Support'. Below this, the main content area is split into two sections: 'Returning to this web site?' and 'Is this your first time here?'. The 'Returning' section includes a login form with 'Username' and 'Password' fields, a 'Login' button, and a 'Login as a guest' link. The 'First time' section features the Moodle logo and a 'Create new account' button. A sidebar on the right contains a language selector set to 'English (en_us)' and a date 'Thursday 10 November 2011'.

WizIQ provides a variety of integration points with your existing systems and is highly extensible. You can use WizIQ online classroom solution within Moodle or your favorite LMS or your website, to create new capabilities for synchronous learning - all from within the LMS environment.

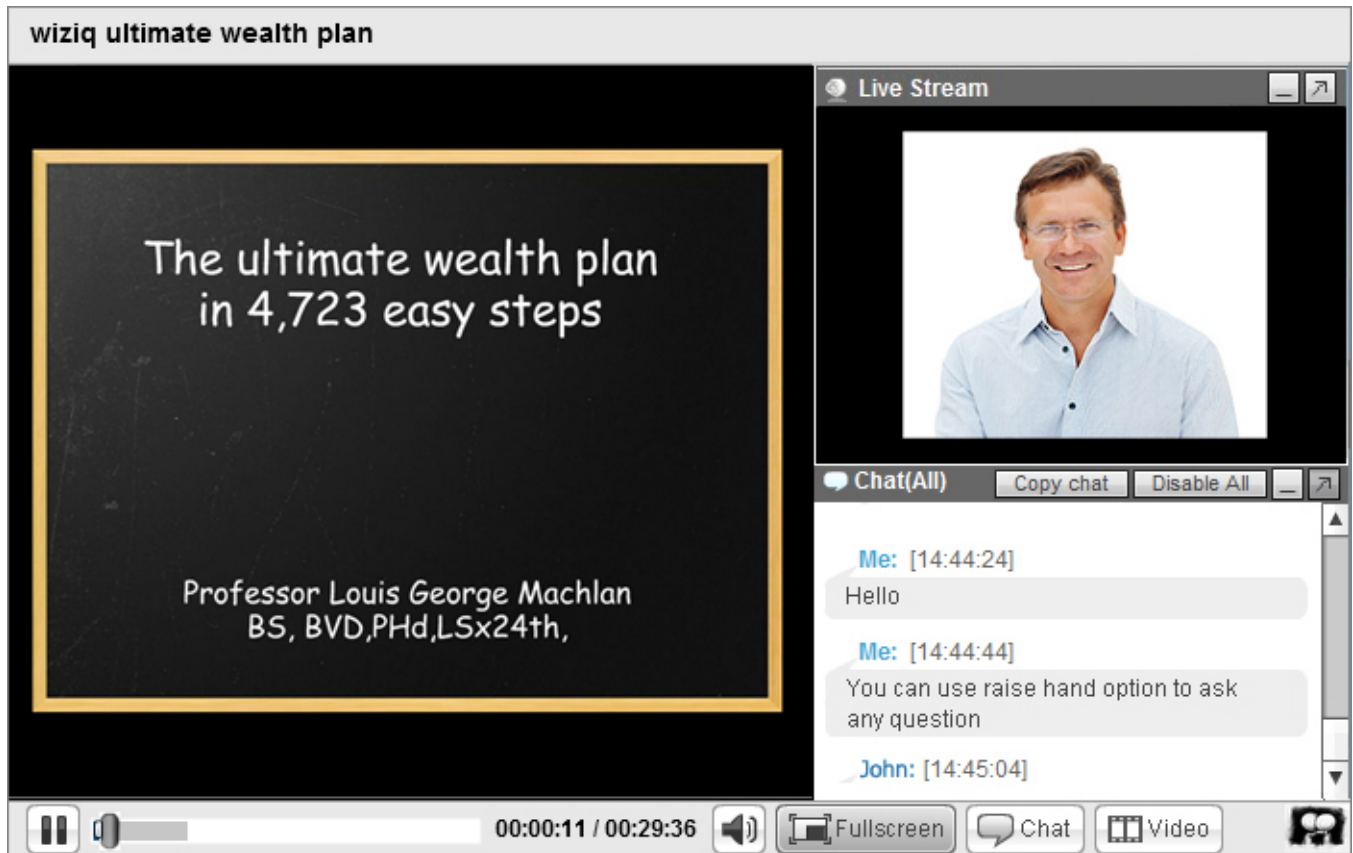
WizIQ Virtual Classroom enables teachers and learners to connect live from anywhere, offering real-time collaboration and communication via web conferencing, as well as archiving features. Manage classes, track attendance and review class recordings from within your own website, CMS or LMS. No need to download and install software, or set up new servers.

“ Just sitting in on a “WizIQ” virtual class! Wow great technology. It’s an ESL class from Toronto with participants from all over the world! ”

Russ Barneveld

Records everything while transforming learning

Record your class as it happens, including presenters' audio and video inputs, and multiple whiteboards.



Every class conducted on WizIQ is recordable - if you choose to record it. Your complete class gets captured when you record (except the breakout rooms). Later, when you play it back, the recordings play like the real class without delay or disruption, including any media sharing (audio/videos), desktop sharing, and content sharing that occurs.

Recording saves time for students so they don't have to scribble notes! They can always go back to the recording to refresh their concepts. Teachers can also watch the recordings to improve their teaching skills. Like the WizIQ Virtual Classroom, recordings are also accessible from any web browser - since it plays in Flash, no other plug-in is required.

“ I have been using WizIQ since 2007. I find WizIQ a perfect learning environment for e-learning.

Nellie Deutsch

”

See attendee list and maintain records with a report

A complete attendance report of the students in the class

The screenshot displays the 'Attendance and permissions' section of the WizIQ interface. It includes tabs for 'Attended' and 'Awaiting Reply'. Below these are buttons for 'Allow View', 'Disallow View', 'Allow Download', and 'Disallow Download'. The main table lists students with their attendance duration, recording views, and recording downloads. A dropdown menu is open for the 'Recording Views' of student 'John', showing options to 'Allow' or 'Disallow'.

<input type="checkbox"/> Name	Attendance ▾	Recording Views	Recording Downloads
<input type="checkbox"/> Robben Wainer	61 mins	4 Views	1 Downloads
<input type="checkbox"/> John	11 mins	2 Views Disallow	1 Downloads
<input type="checkbox"/> dr.hussen mohamed goma... Add contact	55 mins	7 Views	0 Downloads
<input type="checkbox"/> Gagan Thapar	48 mins	0 Views	0 Downloads
<input type="checkbox"/> Suneel	36 mins	4 Views	2 Downloads
<input type="checkbox"/> Gaurav Add contact	61 mins	2 Views	0 Downloads
<input type="checkbox"/> Carine Soares	61 mins	3 Views	0 Downloads
<input type="checkbox"/> Anne Fox	52 mins	2 Views	1 Downloads

Every time a student enters or leaves a classroom, his log in and log out time is recorded. This process is conducted for all the students who enter the classroom. This way the number of students who attend the class and their time duration is detected and recorded. By the end of the class, the complete attendance report is available.

Teachers can see the list of attendees inside the virtual classroom while the class is in progress or get a report for records. Teacher can use the report for their own record or send to the parents. They no longer have to worry about keeping a tab on the students; they can entirely focus on teaching. This attendance data can be sent to other applications like an attendance management system or a course management system.



Excited about our WizIQ virtual classroom. This will open up new possibilities for our online & blended programmes :-)

Joyce Seitzinger



Get instant feedback with polls

A polling survey for students in the classroom.



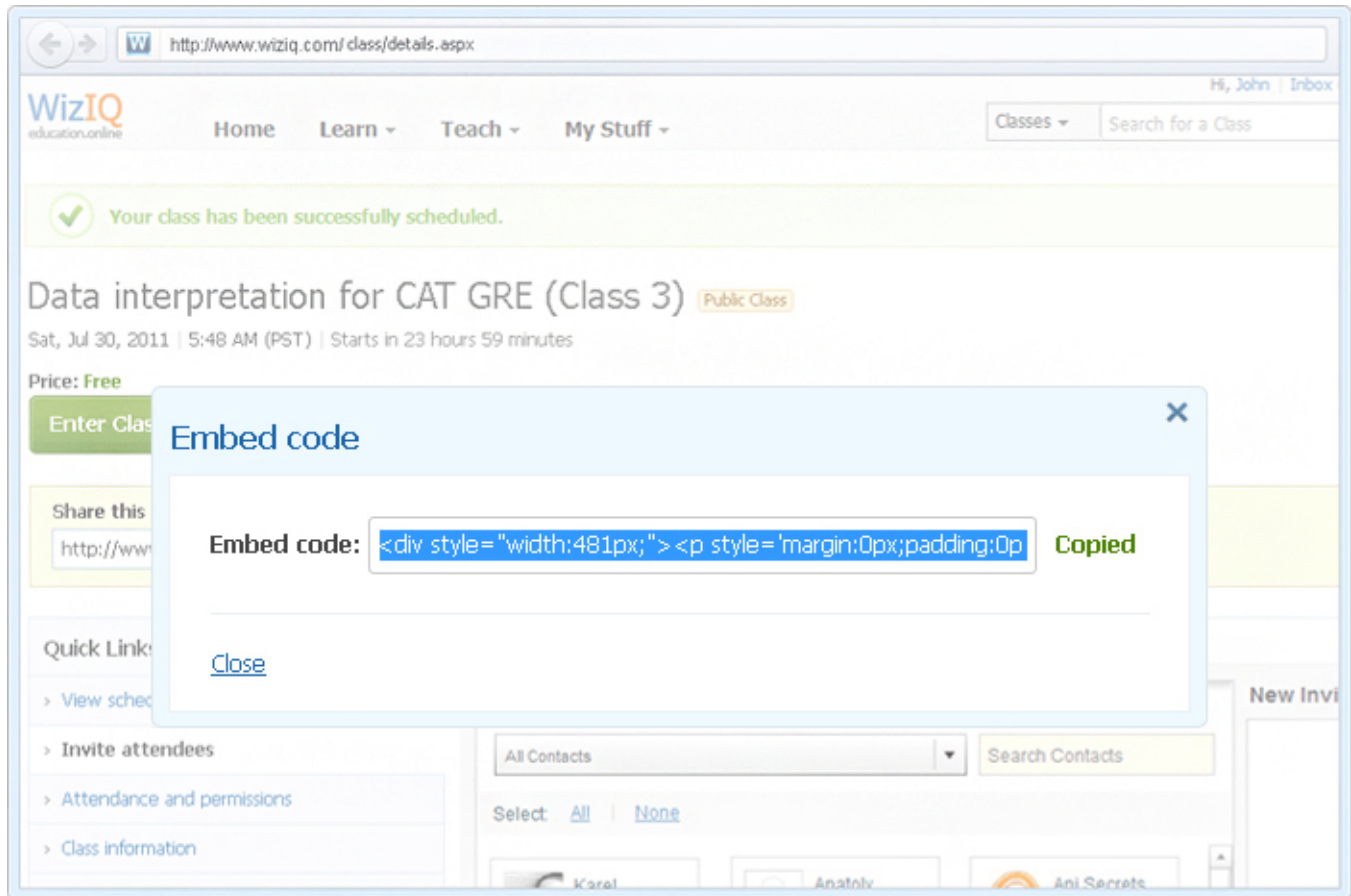
Teachers can create poll questions in a live class to get instant feedback. Whether you want to get feedback on a particular class/course/teaching style/methodology, assess students' preparation levels for upcoming exams, create a quick quiz, or conduct a marketing survey, the graphical representation of the results makes them instantly useful.

“ I am happy to announce that I have been granted tenure with the Maine International School of Arts which employs me to teach subjects here on WizIQ. ”

Benjamin VanDamme

Get the best out of social media

Embed virtual classroom in your website, blog or Facebook simply by copy-paste of HTML code - no API integration required



WizIQ's mission is to enable real-time collaboration for educators. To achieve this goal, we provide the ability to embed Virtual Classrooms in your website, blog or Facebook. Let your students know about your upcoming class and invite them to attend.

Its very easy - write a post, talk about your upcoming class and embed the link. Your readers will know what to expect, and yes, will subtly urge them to share the post, or class link with their peers. What's more? Use a class widget to advertise your class. WizIQ class widget is easy to embed on your blog or website, looks very catchy and always makes people click.

“ I love WizIQ. Its a great resource that helps you optimize your time. This morning I got a lot done in just one hour.

David Warlick

”

We'd love to help you!

Product support includes personalized online training, 1-business day e-mail support, even 24x5 phone-based support



We talk a lot about how the WizIQ Virtual Classroom easy to use – after all, that's one of our goals. With that said, we also make sure you receive whatever help you need at every step. We offer online training for students and learners. We also provide 24x5 phone-based support and 1-business day e-mail support. All the help you need is right here!

Getting started is easy!

It's super easy to get started!

- If you're an individual teacher, sign up on www.wiziq.com
- If you're an organization, visit us at <http://www.wiziq.com/manage/>
- If you want to integrate the WizIQ Virtual Classroom in your website, visit us at www.wiziq.com/api/
- If you want to integrate the WizIQ Virtual Classroom in your favorite LMS: [Moodle](#), [Blackboard](#), [Instructure Canvas](#) or any other LMS

Have questions? Contact sales at:

Outsite India: +1 919 647 4727

India: +91 9885003232

Write to us at: sales@wiziq.com

To learn more about the WizIQ Virtual Classroom or get a demo, write us at support@wiziq.com.